


Playground  
Safety Project  
Volunteer Handbook



Dear Volunteer:

Thank you for volunteering to make local playgrounds safe and helping decrease the nearly 200,000 injuries that occur in playgrounds every year, including one death a month.

You will find in this downloadable booklet everything you need in order to examine the safety of the playground and complete the Report Card then send the necessary letters to the governing officials. Included:

- The list of items you need
- The Report Card
- The DVD 20-minute training video (Please download the Podcast available on the homepage, [www.keenanskidsfoundation.com](http://www.keenanskidsfoundation.com))
- Letter to the media notifying them of your findings
- Letter to the parks officials notifying them of your findings
- Letter to government officials notifying them of your findings
- Information about websites for playground safety

There are four easy steps to the Playground Safety Project:

1. Watch the training podcast on the website;
2. Select the playground or playgrounds you want to examine;
3. Make your on-site inspection and fill out the Report Card; and
4. Write your letters notifying the park officials and government officials of your findings.


Since many of our playgrounds are maintained by municipalities and governments straining under budget restrictions, you may want to encourage local associations, and civic groups to engage in volunteer repair efforts. That activity is addressed in a separate booklet.

Thanks again for your willingness to help decrease the preventable injuries and deaths that occur in our playgrounds. If you need help, email us at [office@keenanskidsfoundation.com](mailto:office@keenanskidsfoundation.com).

With warm regards, I am

Sincerely,

DON C. KEENAN  
Founder



## Things You Will Need:

1. Camera or video camera
2. Clipboard to hold your Report Card
3. Measuring tape
4. Copy of the Report Card



## REPORT CARD

PLAYGROUND NAME \_\_\_\_\_

Subject	Grade (Pass/Fail)
1. CONDITION of equipment	_____
2. SURFACES must be smooth	_____
3. TRIP hazards eliminated	_____
4. TIPPING of equipment prevented	_____
5. FALL ZONES adequate	_____
6. GAPS or SPACES absent	_____
7. ELECTRICAL WIRES secured	_____
8. DANGEROUS TREE LIMBS removed	_____
9. SURFACE AREAS safe and uniform	_____
10. HAZARDS REMOVED	_____



### Grading System:

As you will see and hear on the training DVD or downloadable Podcast, there are no gray areas concerning playground safety. Therefore, the grading system is either "P" for pass, or "F" for fail. If the equipment or area poses a risk of serious injuries to a child, you must grade that equipment area with an "F."



**Intro:** It's easy to assume it's the responsibility of "someone else" to take care of safety issues that exist or arise over time at the local playground. But playground safety must start with members of the community first - especially now, in a time of economic hardship. Many safety issues are simple fixes that a local neighbor or resident could assist with. Waiting and hoping it will be fixed by park authorities or city officials could lead to a child's harm in the process. The Keenan's Kids Foundation encourages all parents and residents to evaluate your local playgrounds; take initiative yourself, and/or send information in to a local media representative to draw attention to the issue.

The suggested letter is on the next page.


Re: Playground Located at \_\_\_\_\_  
(name of park here)

Dear Reporter,

On \_\_\_\_\_ (date here), the undersigned surveyed and inspected the playground located at \_\_\_\_\_ (address here). Please find enclosed the Report Card indicating the defects and dangerous conditions we found, together with photographs that will help you locate such defects and make the necessary changes.

We would ask your assistance in bringing public attention to this problem and hopefully prompt the officials to make the necessary repairs to keep our children safe.

Thank you for your prompt attention to this matter.



**Intro:** Every playground is technically the responsibility of a local park authority, and/or a recreation department. The title may be different around the country, but some departments are, in fact, in charge of every playground. You can locate the appropriate department by calling the local government and simply pressing the issue until you find the name of the department and address. You need to be persistent and not give up.

The suggested letter is on the next page.

RE: Playground Located at \_\_\_\_\_  
(name of park and address)

Dear \_\_\_\_\_:

On \_\_\_\_\_ (date here), the undersigned surveyed and inspected the playground located at \_\_\_\_\_ (address here).

Please find enclosed the Report Card indicating the defects and dangerous conditions we found, together with photographs that will help you locate such defects and make the necessary changes.

More than 200,000 children are injured each year on a playground and 15 children die each month, on average. Many of these injuries and deaths are preventable and we would encourage you to correct these defects quickly.

Thank you for your attention.

keenan's kids foundation



**Intro:** Every playground is the ultimate responsibility of a city council, municipality, bureau and county commission. Simply call "411" and ask for the local governing agency. Once located, obtain the name and address.

The suggested letter is set forth on the next page.

RE: Playground Located at \_\_\_\_\_  
(name of park and address)


Dear \_\_\_\_\_:

Please find enclosed the letter we sent to the \_\_\_\_\_ (list name of recreation department and/or parks authority, whatever the designation may be). As you can see, it contains a Report Card which lists the current dangerous conditions that exist in the playground located at \_\_\_\_\_ (name of park and address here).

Because nearly 200,000 injuries - including more than one death per month - occur in our playgrounds, we must give serious attention to correcting all dangerous conditions on our playgrounds.

We thank you for your immediate attention to this matter.

keenan's kids foundation



## Website Pages

If you are inspecting one or two playgrounds, you do not need a website. However, if you or your group complete inspections on numerous playgrounds, you may wish to call media attention to the dangers by creating a website.

Web page examples from the [www.keenanskidsplaygroundsafety.com](http://www.keenanskidsplaygroundsafety.com) website include information for 30 playgrounds inspected in Atlanta during the summer of 2003-2004 and 29 playgrounds visited in DeKalb County in 2005. As you can see, if the playground received an "F" the media or citizen need only put the cursor over the "F" and click; the photograph of the danger immediately appears.

Your website need not be as complex as ours. Use your imagination and experiment. If you need assistance, email us at [office@keenanskidsfoundation.com](mailto:office@keenanskidsfoundation.com).